



## Logging in to internal platforms at PostNL

Arranged in just a couple of steps!



# Step 1.

## Computer or mobile device with internet access


Make sure you have a desktop pc, laptop, tablet or smartphone with internet access. We recommend using Windows 10 or Apple/Mac. Suitable browsers are Internet Explorer version 11 or Microsoft Edge, Google Chrome, Mozilla Firefox or Safari version 9 or higher

# Step 2.


## Activate your account

1. Go to [mijnpostnl.nl](https://mijnpostnl.nl) (make sure you use the correct internet address). You will see the login page. Click 'Activate your account'

NL ▾




[X Annuleren](#)



### Inloggen op PostNL

E-mailadres

Wachtwoord [Toon](#) 

[Inloggen](#) [Wachtwoord vergeten?](#)

Nieuw bij PostNL?

[Activeer je account](#)

2. Enter your private email address with which you are registered with the personnel or pension administration



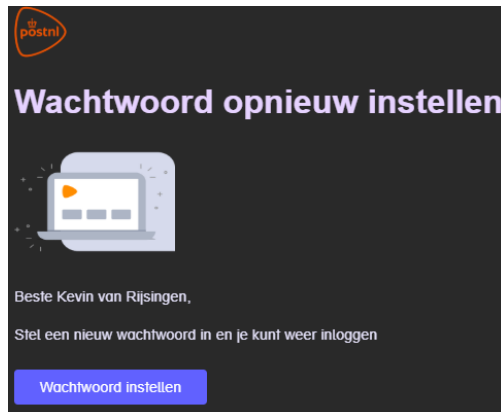
## Activeer je account

Vul je e-mailadres in om je account te activeren.  
Je ontvangt daarna een e-mail op het privé mail adres dat aan je account gekoppeld staat.

e-mailadres

[Verstuur e-mail](#)

3. You will receive an email with a button to set a password. Click this button.



4. This opens a new page where you can set your password. Choose a password that complies with the password requirements shown on screen and click 'Save password'



### Wachtwoord instellen

Stel een wachtwoord in. Hiermee kun je voortaan inloggen met kevin.van.rijsingen@postnl.nl

Wachtwoord Toon

- Gebruik minstens 12 tekens
- Minimaal 1 cijfer
- Minimaal 1 hoofdletter
- Minimaal 1 kleine letter
- Speciale tekens (@, #, &, \* etc.)

Wachtwoord opslaan

5. Your account has now been activated. Click 'Continue logged in' to continue to Mijn PostNL. The next time you can log in with your email address and the password you set up





# Step 3.

## Logging in is possible in several ways

You can log in on your computer, laptop, smartphone or tablet. Inloggen kan via je computer, laptop, smartphone of tablet. For the Mijn PostNL intranet, go to [mijnpostnl.nl](https://mijnpostnl.nl). Log in with your private email address and the password you chose earlier.

NL ▾


 [X Annuleren](#)



### Inloggen op PostNL

E-mailadres

Wachtwoord

Toon 

Inloggen

[Wachtwoord vergeten?](#)


Nieuw bij PostNL?

[Activeer je account](#)

On your first day at PostNL you can also login directly at Mijn Werk (for PostNL operations employees at Mail NL) and Connect (for employees with a business email address). You can go directly to [mijnwerk.postnl.nl](https://mijnwerk.postnl.nl) or to [connect.postnl.nl](https://connect.postnl.nl). If you have got a business email address, please use this to log in

## Extra secure access

On some platforms, such as My HR, you must additionally log in with a code, as this contains personal or confidential company data. You will receive this code in a text message or email



### Extra veilig inloggen

We hebben een push bericht gestuurd naar de iWelcome Authenticator op je mobiele telefoon. In de iWelcome Authenticator zie je de knop 'Volgende'. Daarmee log je in.

Vraag nieuwe code aan

---

Lukt het inloggen niet?  
[Kies een andere methode om in te loggen](#)

## Changing your login details

You can change your password at the My login details page. You can also indicate here whether you want to receive the code for extra secure access on your cell phone or on your e-mail address. You can find My login details at the top of the page of Mijn PostNL and in Mijn werk (in that case, choose Wachtwoord wijzigen). If you would like to edit your email address or mobile phone number, you will be redirected to My HR.



## Mijn inloggegevens

Inlognaam	████████████████████	
E-mailadres 	████████████████████	
Wachtwoord	***** Je wachtwoord verloopt over 89 dagen, op 23 februari 2025	Koppelen 
Mobiel telefoonnummer	*****	
Extra veilig inloggen	via pushmelding	
Taal (voor sms en e-mail)	Nederlands	
Consent	Acceptable Use Policy v1.0-1 agree on 22-7-2024 @ 07:26:09	Intrekken

Help!

If you have any difficulties, please call the IT Servicedesk: 088-86 84 000 (mon – fri 07.30u – 17.30u) or send an email to [toegang@postnl.nl](mailto:toegang@postnl.nl). Please keep your personnel number close at hand or include it in the email.

**No experience with computers or email?**

Ask a relative or someone close to you to help you